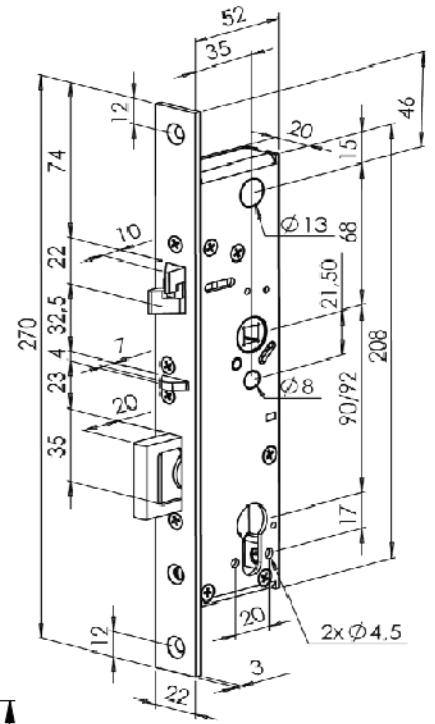
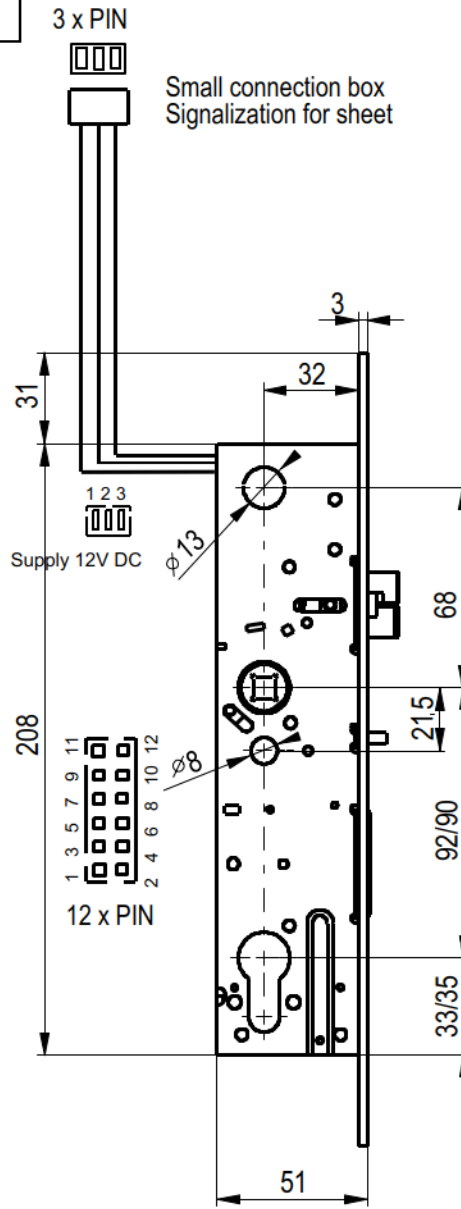
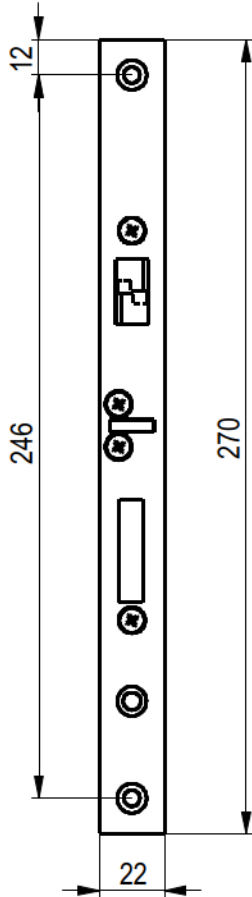
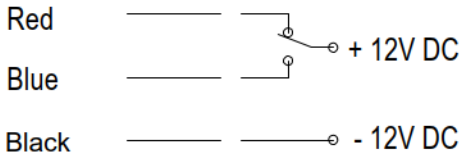




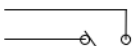


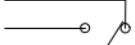

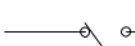




Supply	12V DC ±10%	220 mA
Black -	Common to spool and signalization	
Blue +	Green LED spool	
Red +	Red LED	

Switch relay - not including



- |                |   |   |
|----------------|---|---|
| 1 Grey/pink    |  | Button {aktivation/deaktivation} yale lock - only per order |
| 2 Brown        |  |   |
| 3 White        |  | Sabotage loop {protection against clipping}                 |
| 4 Yellow       |  |   |
| 5 Red/blue     |  | Closing {bar is outside}                                    |
| 6 Yellow/brown |  | Opening {bar is inside}                                     |
| 7 White/yellow |  | Common  |
| 8 White/green  |  | Closing {safety bolt is inside}                             |
| 10 Pink        |  | Opening {safety bolt is outside}                            |
| 12 Green       |  | Common  |
| 9 Grey         |  | Closing   |
| 11 Brown/green |  | Common  |

## BERA TYPE - M,W Wiring